

# KALAMAZOO DRAIN KEEPERS



## Best Practices 101



When cleaning a storm drain for the **Adopt-A-Drain Program (AADP)**, it is important to have and use specific safety equipment to protect yourself and ensure the task is performed safely. For all your questions and more, call the City of Kalamazoo at **311** (when in the City) or **269-337-8000** (outside the City) or go to our website [ProtectYourWater.net/Adopt-A-Drain-Program/](https://ProtectYourWater.net/Adopt-A-Drain-Program/).

### 1.0 Best Practice – Safety, Personal Protective Clothing


When cleaning a storm drain, it is important to have and use specific safety clothing and equipment to protect yourself and ensure the task is performed safely.

#### Personal Protective Clothing:

- **Reflective safety vest or shirt**, or highly visible brightly colored clothing. This is paramount for visibility, especially when working near roads with vehicle or bike traffic.
- **Gloves or work gloves**: To protect your hands from sharp objects, trash, or other harmful items.
- **Safety shoes or closed-toe shoes**: To protect your feet.
- **Long pants**: Recommended to prevent injury from sharp objects, insect stings, and sunburn.
- **Eye protection**: Can be included as appropriate protective clothing. When encountering or suspecting hazardous waste in a drain, safety is paramount. The sources emphasize that direct handling by volunteers is strictly prohibited, and immediate reporting to authorities is the primary action.

**Safety in Numbers:** Remember to always prioritize safety, work with a partner, and avoid clearing drains during storms or in unsafe conditions. If you encounter hazardous waste, a completely clogged drain causing flooding, or issues you cannot safely handle, you should stop and notify the City of Kalamazoo Public Services or Public Safety.

## Personal Protective Clothing – Be Prepared!

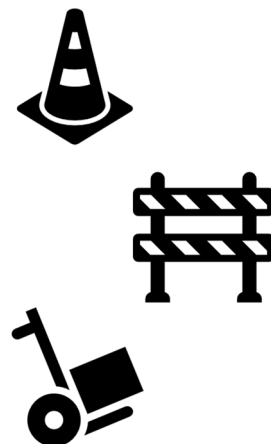


## 2.0 Best Practice – Safety, Personal Protection Equipment (PPE) & Visibility

When cleaning a storm drain, it is important to have and use specific safety equipment to protect yourself and ensure your visibility to perform work safely.

### Visibility and Safety Zone Equipment:

- **Orange cones:** To set up around your workspace to make yourself visible to vehicles and other traffic.
- **Barrier tape:** Can be used in conjunction with cones to further define your workspace and enhance visibility.
- **Wagon or rolling pail:** To transport tools and collect waste to and from the drain location.




### 3.0 Best Practice – Safety Equipment (Clearing & Waste)

When cleaning a storm drain, it is important to have and use specific safety equipment to protect yourself and ensure the task is performed safely.

Tools for Clearing and Waste Collection:

- **Trash grabber** (or grabbers): Essential for picking up debris, especially sharp or harmful items, without direct hand contact.
- **Broom and/or rake**: For sweeping leaves, trash, and other debris off the drain surface and the surrounding area.
- **Shovel**: For clearing heavier accumulations of debris.
- **Dustpan**: For collecting smaller swept materials.
- **Snow shovel**: If clearing drains during winter due to snow or ice melt.
- **Large bucket or yard waste bag** / trash and recyclables bags: To collect and contain removed debris for proper disposal.

Remember to always prioritize safety, work with a partner, and avoid clearing drains during storms or in unsafe conditions.



**Hazardous Waste:** If you encounter hazardous waste, a completely clogged drain causing flooding, or issues you cannot safely handle, you should stop and notify the Public Safety for emergency services or for non-emergency services call the City of Kalamazoo or. Consult the **HAZARDOUS WASTE 101 GUIDANCE** provided on [ProtectYourWater.net/Adopt-A-Drain-Program/](https://ProtectYourWater.net/Adopt-A-Drain-Program/).



